

# Installation Guide



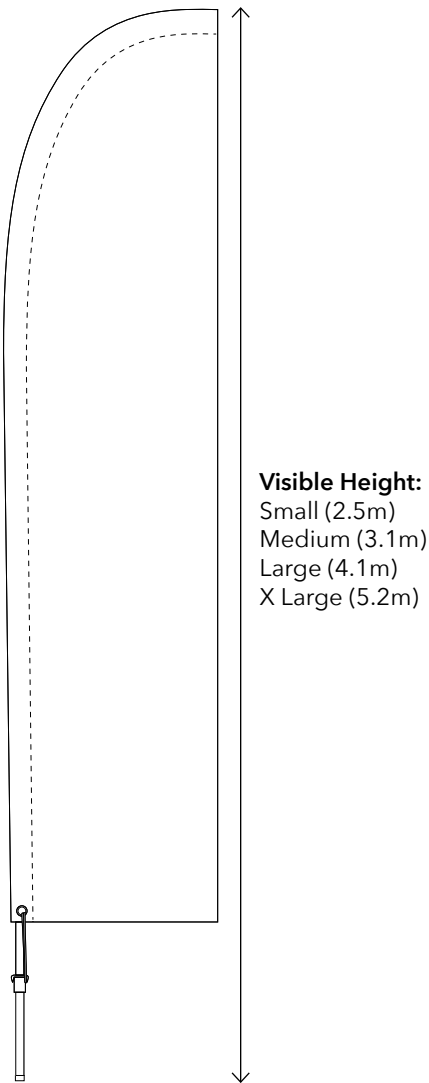
## Feather Flag - Blade

2.5m (Small) - 3.1m (Medium) - 4.1m (Large) - 5.2m (X Large)

# Feather Flag - Blade

## Feather Flag Dimensions

### Profile View



### Compatible Base Options

|      |             | Print Size |             | Base Options         |                                   |                        |                        |
|------|-------------|------------|-------------|----------------------|-----------------------------------|------------------------|------------------------|
| Size | Height (mm) | Width (mm) | Height (mm) | Concrete Base (22kg) | Concrete Base* (10kg - Stackable) | Cross Base (Water Bag) | Cross Base* (Weighted) |
| S    | 2500        | 550        | 2000        | ✓                    | ✓                                 | ✓                      | ✓                      |
| M    | 3100        | 600        | 2600        | ✓                    | ✓                                 | ✓                      | ✓                      |
| L    | 4100        | 800        | 3400        | ✓                    | ✗*                                | ✗                      | ✗*                     |
| XL   | 5200        | 850        | 4100        | ✗                    | ✗                                 | ✗                      | ✗                      |

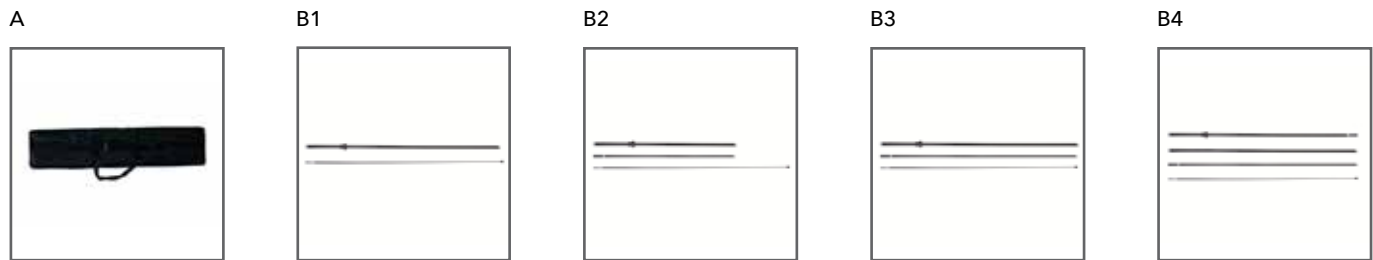
|      |             | Print Size |             | Base Options |                       |                       |          |
|------|-------------|------------|-------------|--------------|-----------------------|-----------------------|----------|
| Size | Height (mm) | Width (mm) | Height (mm) | Ground Spike | Water Fillable (15kg) | Water Fillable (25kg) | Car Foot |
| S    | 2500        | 550        | 2000        | ✓            | ✓                     | ✓                     | ✓        |
| M    | 3100        | 600        | 2600        | ✓            | ✓                     | ✓                     | ✓        |
| L    | 4100        | 800        | 3400        | ✓            | ✗                     | ✓                     | ✗        |
| XL   | 5200        | 850        | 4100        | ✓            | ✗                     | ✗                     | ✗        |

\*Stacking two would allow compatibility for large.

# Feather Flag - Blade

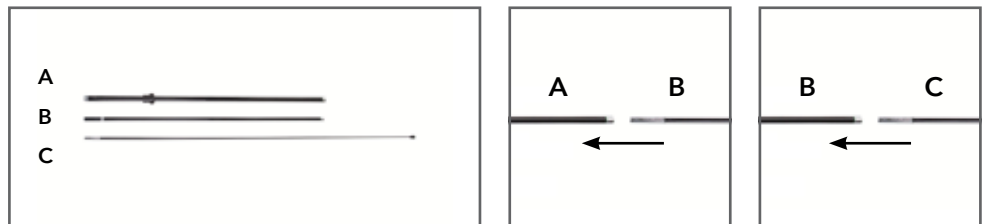
## Parts Checklist

- A 1 x Pole Kit Carry Bag
- B1 1 x Pole Kit & Bungee (Located in Front Pocket) (S) **Or**
- B2 1 x Pole Kit & Bungee (Located in Front Pocket) (M) **Or**
- B3 1 x Pole Kit & Bungee (Located in Front Pocket) (L) **Or**
- B4 1 x Pole Kit & Bungee (Located in Front Pocket) (XL)



## Step 1

Assemble the pole in size order, large to small. This example shows assembly for the medium pole. Insert pole **B** into pole **A** and pole **C** into pole **B**.



## Step 2

Thread the flag onto the pole ensuring that the pole is fully inserted into the strengthened end of the sleeve, take care not to damage the sleeve.



## Step 3

Thread the bungee through the eyelet on the base of the flag. Create a loop and thread the rest of the bungee cord through. Attach the bungee cord to the plastic retaining collar and adjust the tension if necessary (to avoid rippling, do not over tension the flag)

